

Give Your Service Shine

Water Softeners and Reverse
Osmosis Units







Give Your Service Shine

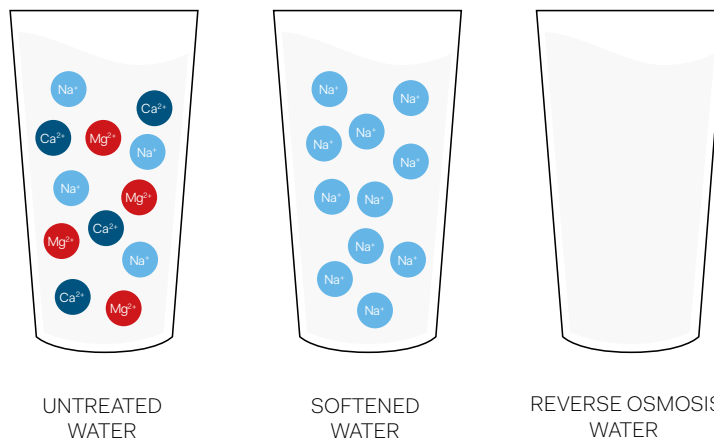




YOUR NEEDS ARE CLEAR

The first impression you make on clients says a lot about your style and high standards. For service, the shine of your glasses and dishes is a perfect reflection of that attention to detail. It's not enough to only have good warewashing equipment. The quality of water that your operation uses is as important as the machinery itself, and the purity of that water is essential to produce exceptional results.

That's why adding a Comenda water softener and reverse osmosis unit can prove invaluable to your operation. Together they soften and purify water prior to the washing cycle to eliminate the spotting and streaking that can blemish glasses, dishes and cutlery.








THE ADDED BENEFITS

Beyond brilliant presentation, these units also contribute to streamlining your operations and saving on long term equipment costs. Softened water limits the influence of limescale buildup that can compromise the functionality and life span of your machinery. Not only does treating water improve overall hygiene and allow detergents to work more effectively, pure water eliminates the time-consuming need to hand polish glasses and the breakage that commonly accompanies the task.

	UNTREATED WATER	SOFTENED WATER	REVERSE OSMOSIS WATER
MACHINE PROTECTION		•	•
DETERGENT SAVING		•	•
SPOTLESS WASH WARE			•

Removing hardness and impurities results in higher dishwashing standards and reduced detergent, energy and equipment servicing costs.



SOFTENING WATER

TARGETING LIMESCALE

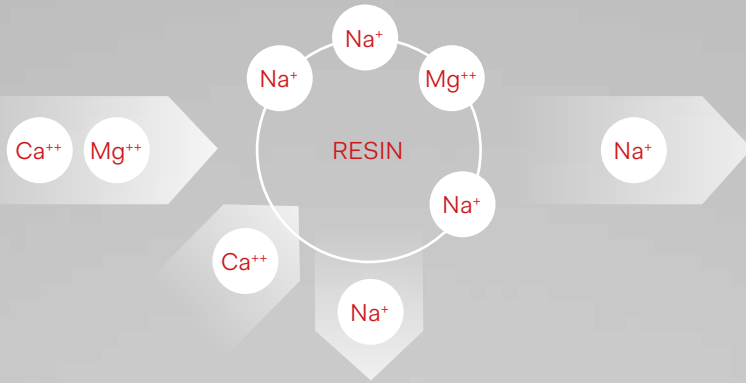
Hard water produces limescale deposits, which over time become problematic for any operation. The gradual buildup of this hard, off-white, chalky substance creates obstructions in pipes, tanks and boilers, which impedes water flow and operational effectiveness. These deposits also become a breeding ground where bacteria and dirt accumulate, so not only is your equipment affected but water quality suffers too. This is where the simple addition of a water softener can improve water quality and extend the life of your warewasher.

THE SCIENCE OF SOFTENING

It's what we don't see in water that can cause the most harm over time. The impurities that water contains include minerals such as calcium and magnesium that produce a 'hard' quality, which leads to limescale buildup. Water softening involves a process known as ionic exchange, which through the use of resins partially removes calcium and magnesium ions from the water. Once the resin has exhausted its ability to capture the calcium and magnesium carbonates it is washed to remove sediments and regenerated with salt water to prepare for the next softening cycle.



THE SOFTENING PROCESS



Softeners significantly extend the life of heating elements. Thanks to an ionic exchange process, when calcium and magnesium come into contact with the resin they are transformed into sodium ions, which means no deposits or limescale build-up.



REVERSE OSMOSIS

BE BRILLIANT

Count on reverse osmosis to guarantee sparkling results and rid your operation of time consuming tasks such as hand polishing glasses.

It's such a simple process but it makes an immediate statement with clarity and sparkle. That is the top line benefit for most operations, but also consider the many advantages of adding this process to your washing system. These include:

- Improved overall hygiene
- Less detergent required when used with pure water
- No more hand polishing required
- Reduced breakage thanks to less manual handling
- Rapid drying times

Our collection of reverse osmosis units all easily integrate with washing systems with straightforward water and electrical hook-ups.

Rule One of Racks

Get the right one and it can help your washing system deliver sparkling results. Comenda racks feature an open design that provides proper spacing for glasses and crockery to allow optimum water penetration. The outcome is a more thorough cleaning with rapid drying and enhanced glass protection to reduce damage and breakage.

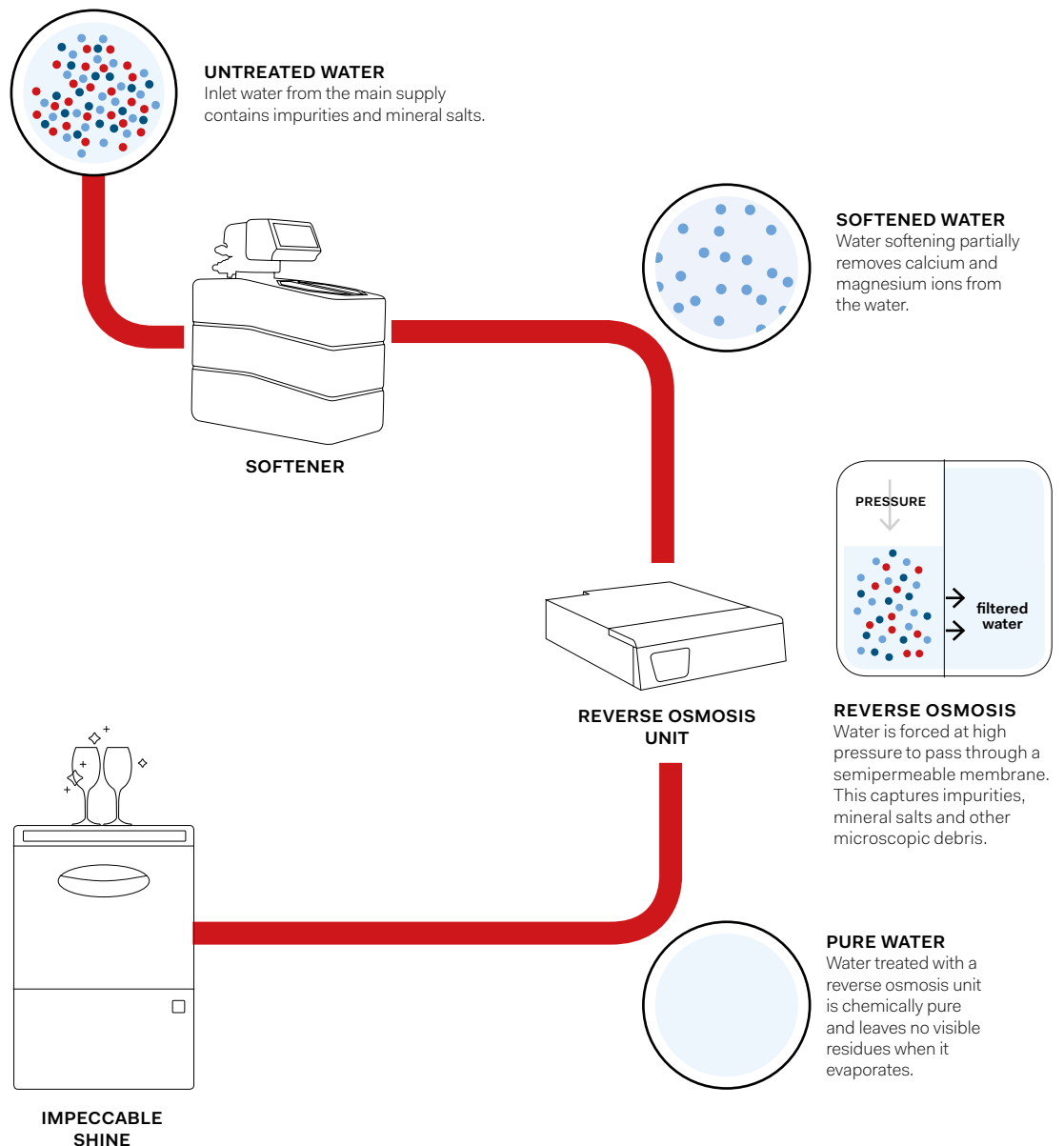




How Does Reverse Osmosis Work?

Our Reverse Osmosis (RO) features a two-stage filtering process to ensure maximum water purity. Water first passes through an active carbon filter to remove chlorine, bacteria and odours. Next, the reverse osmosis process forces water at high pressure to pass through a semi-permeable membrane. This captures impurities, mineral salts and other microscopic debris. Softened water works best to optimize the membrane life.

Water treated with a reverse osmosis unit is chemically pure and leaves no visible residues when it evaporates. This means exceptional washing standards for glassware and cutlery with no need for hand polishing.





Give Your Service Shine





CUSTOMER CONSULTANCY

SIZED RIGHT FOR YOU

Collaboration is central to Comenda's service. We work directly with clients to help evaluate operations, understand priorities and provide the best recommendations based on our assessments.

Only once we take the time to check the hardness of your water and determine the type of crockery, cutlery and glassware and average volume do we share our suggestions. Naturally, priorities change from client to client, which is why providing a choice of solutions is important to us.





SELECTION AND INSTALLATION

SOFT OPTIONS

To better accommodate the industry's varied needs Comenda offers both integrated and external water softeners.




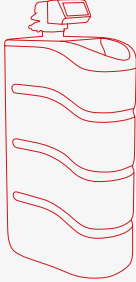
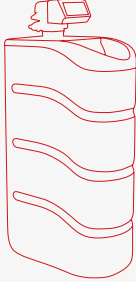
Our range of integrated softeners are available only on our Hi-Line and Prime undercounter and hood-type machines, while our external units easily adapt to any washing system thanks to their compact design. No pre-preparation is required to add these units as they connect directly to electrical and water supplies. Functionally, the resins are regenerated only when required, based on the volumetric water usage. Salt refilling is easily done while servicing the unit is effortless.





The choice of water softener depends on how much water is consumed each day. To determine that amount, multiply the machine's rinse consumption per cycle by the number of racks handled per day, and add to the tank volume.

Comenda features five automatic softeners that can manage cold water in volumes ranging from 450 liters to 6,000 liters before requiring regeneration. Consider your options here, but be sure to consult with a Comenda representative to better determine which unit would be the most practical choice for your operation

COMENDA WAREWASHING MACHINE	VOLUME OF WATER TREATED BEFORE REGENERATION	RECOMMENDED SOFTENER DIMENSIONS (LxDxH) AND WEIGHT	
UNDERCOUNTER Prime Hi-Line	450 liters at 400 ppm 700 liters at 250 ppm		CS05 200x400x480 mm 5 Kg
HOODTYPE UNITS Prime Hi-Line	650 liters at 400 ppm 1,000 liters at 250 ppm		CS08 240x435x480 mm 8 Kg
POTWASHERS GE RACK CONVEYORS AC2, AC2E, AC3 TRAY WASHERS LAV CONTAINER WASHERS ACC	1,200 liters at 400 ppm 1,800 liters at 250 ppm		CS12 245x440x580 mm 12 Kg
FLIGHT CONVEYOR UNITS NE1, NE2, NE3 Tray washers Tray & cutlery washers Flight pot and utensils washers NG	2,250 liters at 400 ppm 3,600 liters at 250 ppm		CS18 320x500x1080 mm 20 Kg
Wash systems including several models (ie: NE and Tray & cutlery washers)	3,750 liters at 400 ppm 6,000 liters at 250 ppm		CS30 320x500x1080 mm 32 Kg

Water hardness is measured in French degrees: low (0-15°f), medium (15-25°f), high (more than 25°f).



REVERSE OPTIONS

With four distinct reverse osmosis units from which to choose, finding a system that fits best with your operation is simpler than ever.


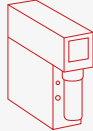
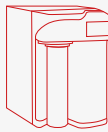

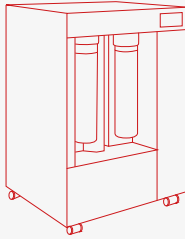
Available in both external and integrated options, these units are compact in size, powerfully efficient and offer trouble-free maintenance. Your washing results will show an instant improvement. Comenda's reverse osmosis units only work in combination with those machines fitted with our Rinse Control Device (RCD). As water loses pressure when passing through the membrane of the reverse osmosis unit, the RCD generates the pressure necessary to run an effective rinse cycle.





Hourly water consumption determines the best choice of reverse osmosis unit. Select from four units that are designed to manage cold water in volumes ranging

from 120 liters to 420 liters every hour. Again, it's best to consult with a Comenda representative to determine which solution suits your operation.

COMENDA WAREWASHING MACHINE	l/h 15°	VOLUME OF WATER TREATED	RECOMMENDED REVERSE OSMOSIS UNIT DIMENSIONS (LxDxH) AND WEIGHT
UNDERCOUNTER Hi-Line (HB and HF)	400 l/h	140 l/h	 AQUA + ES* 434x560x118mm 16 Kg
UNDERCOUNTER AND HOODTYPE UNITS Hi-Line (HB, HF and HC)	400 l/h	140 l/h	 AQUA + VS 148x561x465mm 20 Kg
HOODTYPE UNITS Hi-Line (HC, intensive use)	600 l/h	240 l/h	 AQUA + EB 275x425x451mm 25 Kg
RACK CONVEYOR UNITS AC3	600 l/h	240 l/h	 AQUA + EB 275x425x451mm 25 Kg
RACK CONVEYOR UNITS AC2E FLIGHT UNITS NE3 Tray washers Tray & cutlery washers	1200 l/h	420 l/h	 AQUA + HB 492x465x750mm 50 Kg

- All models of glass and dishwashers to be equipped with RCD
- Inlet water temperature 5°-25°C
- Inlet water maximum conductivity 1200 µS/cm
- Inlet water maximum hardness 35°f - 350 ppm
- Electrical connection for all RO units 230V ~ 50Hz

* Comenda's HB35 is available with integrated reverse osmosis (HB35RO)



COMPANY

COLLABORATIVELY COMENDA

Just as you are in the business of serving people, we're in the profession of serving you.

Our development since 1963 as a company has always championed exceptional performance, cost containment and highly energy efficient design. Close, active consultation also ensures that we generate the perfect solution for our clients. That involves understanding the challenges our clients face on a daily basis and helping them to meet their objectives.

That's the Comenda difference and it carries on through our commitment to ongoing service and support.

We may be just one component of your overall success, but we always aim to be at the heart of your operation.





CONTACT

Ready to introduce an exceptional level of clean to your operation? Let's begin with a discussion to better understand how we can help you make the best impression possible. Contact us at your convenience.

Comenda

Via Galileo Galilei 8
20060 Cassina de' Pecchi (MI)
Italy
P +39 02 952281
sales@comenda.eu
www.comenda.eu



Comenda complies with ISO9001 quality management system and ISO14001:2015 environmental management system.





**CONCEPT
& ART DIRECTION**

Hangar Design Group
www.hangar.it



an Ali Group Company



The Spirit of Excellence