

GLASS & DISHWASHERS
AND PASS-THROUGH UNITS

Red Line

The straight line for your
warewashing needs.





STRAIGHT TO THE POINT.

Reliable. Durable. Done.

We aimed to develop a range of user-friendly units for those who look for essentiality, dependability and ease of use.

How?

- With a highly intuitive control panel with electromechanical controls.
- With a stainless steel execution AISI 304
- With components simple to maintain during everyday cleaning operations.

Now you just have to try it.



RED LINE

Durable and simple to maintain, from front of house to back of house, RED MAX is the perfect solution to **wash glasses, dishes, cups and trays.**

RB

Glasswasher
350 x 350 mm rack /
400 x 400 mm rack /
Ø 375 mm,
220/280 mm clearance



RF

Dishwasher
Single or three phase
500 x 500 mm rack
360 mm clearance



RC

Pass-through Unit
500 x 500 mm rack
440 mm clearance



BUSINESS AREAS

Ideal for:

HO.RE.CA



PUB & BAR



PASTRY & BAKERY SHOPS



With Red Line you can wash up to **40 racks/h.**

The high intensity business of providing great service to clients begins with the confidence of having all your systems running smoothly. **Your warewasher must perform as well as you do.**



FEATURES

DURABILITY

- **Stainless steel** execution AISI 304.
- **Double-walled** insulated door. (undercounter units)
- **Rear panelling.** (undercounter units)



FLEXIBILITY

- **Clearance:**
360 mm (undercounter units) /
440 mm (pass-through units)
- **Tanksize:**
21 l (undercounter units) /
42 l (pass-through units)
- Various rack and inserts available
- Built-in detergent and rinse-aid dosing pumps (undercounter units)

HYGIENE

- **Deep drawn tank.**
- **Easily removable rotating top and bottom** polypropylene washing system.
- **Filtering system**
 - Undercounter units: Compact filtration system + microfilter;
 - Hood-type units: Easily removable stainless steel tank filters.
- **Flat rack guides** for easy cleaning operations. Strong and resistant, they are designed for intensive operations. Thickness: 1,5 mm. (undercounter units)
- **Removable rack guide** (pass through units)



EASE OF USE

- Select from **two wash cycles.** (fast - intensive)
- **Electromechanical controls and push down buttons.**
- LED Indicator for **diagnostics:**
GREEN = Cycle in progress
FLASHING GREEN = alarm
- Temperature Indicators*

SAFETY

- **Magnetic microswitch** to stop the cycle in case of accidental door opening.
- **Thermostop as a standard:** it ensures that the correct operating temperatures are reached.
- **Mechanical thermostat** to adjust boiler and tank temperatures.



* Available only for the "+" execution



COMPLETE YOUR UNITS

OPTIONAL

CRC2 - HEAT RECOVERY SYSTEM

Available as an option for RC07, CRC2 enables the machine **to be connected to cold water at 15°C booster.**

CRC2 allows for consistent energy savings.

Minimizing the steam released, CRC2 helps create a more comfortable work environment.

Ventless Execution.



Comenda CRC2 heat recovery system allows a reduction on the energy normally used to heat incoming water up to 35%



-35%
energy





COMPLETA LA TUA MACCHINA

OPTIONAL

WATER TREATMENT - EXTERNAL WATER SOFTENER

Softened water limits the influence of limescale buildup that can compromise the functionality and life span of your machinery. Not only does treating water improve overall hygiene and allow detergents to work more effectively.



OPTIONAL

ERGONOMICS: LOADING & UNLOADING TABLES, STAND BASES

Comenda's family of tables keeps the movement of items synchronized, functional and hygienic.

Loading and unloading tables are designed to guarantee the correct separation among dirty and clean areas and to avoid cross contamination.

Pre-scraping stations make operator's work easier and are able to meet any needs.

The stand base option for RF45 undercounter units offers you the possibility of storing baskets or trays and of making use of the best inch!*



STANDARD

RACK EQUIPMENT

Always make sure to use correct accessories and check their state of wear to make the most of your unit. **A wide and comprehensive range of RACKS and INSERTS is available from Comenda to meet your specific needs.**

Comenda racks feature an open design that provides proper spacing and allows for optimum water penetration and more thorough cleaning.



+ EXECUTION

Red Line also available in the "+" execution with built-in drain pump and dosing pumps and temperature indicators. This allows for easier monitoring and ensures that the machine is in full compliance with HACCP protocols.





AT YOUR SIDE SINCE 1963

As the spring board company of Ali Group, Comenda offers professional washing machines rigorously **“Made in Italy”**, according to the highest quality standards.

Comenda solutions range from small-sized cup and glass washers for bars to large, automated, continuous feed systems for restaurants, hospitals, canteens and inflight catering.

Our operational flexibility allows us to supply **tailor-made systems**, designed to meet individual space and operation requirements, without any limits on processing capacity, **granting the highest standards of hygiene.**



Championing exceptional performance, cost containment and highly energy efficient design since 1963.





SPEED. SERVICE. SOLUTIONS.

There's no time for downtime in your operation. That's why our products are designed to facilitate quick turnarounds and replacements.

Comenda ensures rapid response and complete client service.





 Our extensive network of distributors and service providers are ready to assist when in need. 

ORIGINAL SPARE PARTS: JUST ONE CLICK AWAY!

You can order directly from our website and check real-time parts availability, **24h a day and 7 days a week.**

On our website you can: **access and download** technical documentation on our machines (product manuals and detailed electrical and hydraulic schematics); find answers to the most frequently asked questions and **watch Comenda video tutorials.**



NEVER STOP TRAINING

To support the ongoing training of our distributor and service network, we encourage our partners to attend our in-house, hands- on seminars. Ask our team for specific onsite training for operators and staff.






TECHNICAL DATA

RB

Glasswashers



	RB 23	RB 33	RB 34
EXTERNAL DIMENSIONS (AxBxC) (mm)	430 x 521 x 613	430 x 521 x 670	460 x 521 x 698
OVERALL SIZE (D) (mm)	791	851	851
RACK SIZE (mm)	350 x 350	350 x 350	400 x 400
CLEARANCE (E) (mm)	220	280	280
ELECTRICAL SUPPLY (V)	230V - 50Hz	230V - 50Hz	230V - 50Hz
PROGRAM LENGHT (sec)	90/120	90/120	90/120
OUTPUT RACKS (racks/h)	11/11 • 27/27 •	11/11 • 27/27 •	11/11 • 27/27 •
RINSE WATER CONSUMPTION (l)	2,5	2,5	2,5
TANK HEATER ELEMENTS (kW)	2	2	2
BOOSTER HEATER (kW)	2,8	2,8	2,8
TANK SIZE (l)	11	11	12
WASH PUMP (kW)	0,26	0,26	0,26
INSTALLED LOAD (kW)	3,06	3,06	3,06

OPTIONAL

DRAIN PUMP KIT

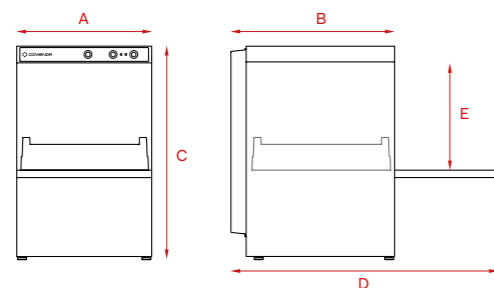
EXTERNAL WATER SOFTENER

DISPLAY WITH TEMPERATURE INDICATORS
(Available in the "+" execution)

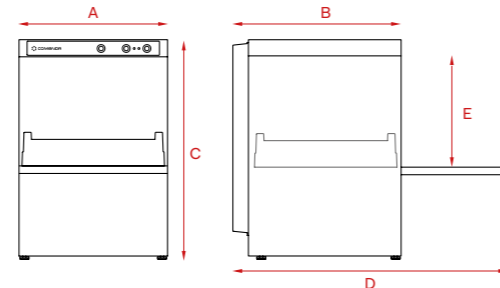
SPECIAL VOLTAGES

- Output racks - cold water connection (15°C)
- Output racks - hot water connection (55°C)

RB 23



RB 33 / RB 34



TECHNICAL DATA

RF

Undercounter units



	RF 45-1	RF 45-3
EXTERNAL DIMENSIONS (AxBxC) (mm)	600 x 605 x 820	600 x 605 x 820
OVERALL SIZE (D) (mm)	1015	1015
RACK SIZE (mm)	500 x 500	500 x 500
CLEARANCE (E) (mm)	360	360
ELECTRICAL SUPPLY (V)	230V - 50Hz	400V/3N/50Hz
PROGRAM LENGHT (sec)	90/180	90/180
OUTPUT RACKS (racks/h)	12/12 • 27/20 •	19/19 • 40/20 •
RINSE WATER CONSUMPTION (l)	3,5	3,5
TANK HEATER ELEMENTS (kW)	2	2
BOOSTER HEATER (kW)	3	5
TANK SIZE (l)	21	21
WASH PUMP (kW)	0,45	0,45
INSTALLED LOAD (kW)	3,45	5,45

OPTIONAL

DRAIN PUMP KIT

EXTERNAL WATER SOFTENER

DISPLAY WITH TEMPERATURE INDICATORS
(Available in the "+" execution)

SPECIAL VOLTAGES

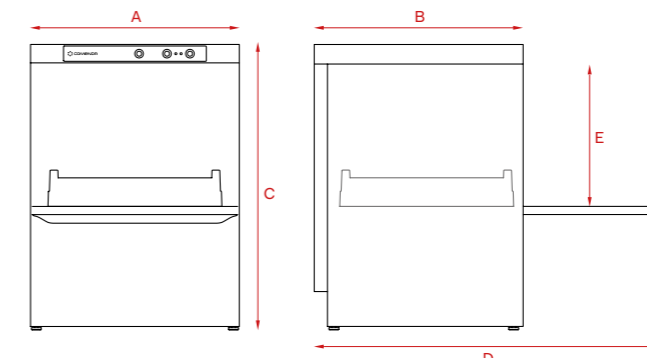
BASE STAND WITH DOOR

STAND FEET KIT (FOR BASE STAND)

UPPER RACK HOLDER FOR RF45 (875 h mm)

- Output racks - cold water connection (15°C)
- Output racks - hot water connection (55°C)

RF 45 - 1 / RF 45 - 3





TECHNICAL DATA

RC 07

Pass-trough units

	RC 07
EXTERNAL DIMENSIONS (AxBxC) (mm)	625 x 740 x 1460
OVERALL SIZE (D) (mm)	1960
RACK SIZE (mm)	500 x 500
CLEARANCE (E) (mm)	440
ELECTRICAL SUPPLY (V)	400V/3N/50Hz
PROGRAM LENGTH (sec)	90/120
OUTPUT RACKS (racks/h)	35/30 • 40/30 •
RINSE WATER CONSUMPTION (l)	3,5
TANK HEATER ELEMENTS (kW)	2,2
BOOSTER HEATER (kW)	9
TANK SIZE (l)	42
WASH PUMP (kW)	0,7
INSTALLED LOAD (kW)	9,7



OPTIONAL

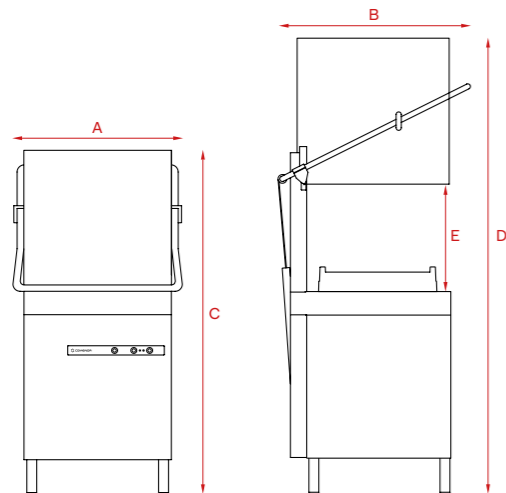
- DRAIN PUMP KIT
- KIT DOSATORE DETERGENTE
- EXTERNAL WATER SOFTENER
- DISPLAY WITH TEMPERATURE INDICATORS
(Available in the "+" execution)
- SPECIAL VOLTAGES
- ENTRY AND EXIT TABLE
- CRC2: HEAT RECOVERY UNIT

- Output racks - cold water connection (15°C)
- Output racks - hot water connection (55°C)

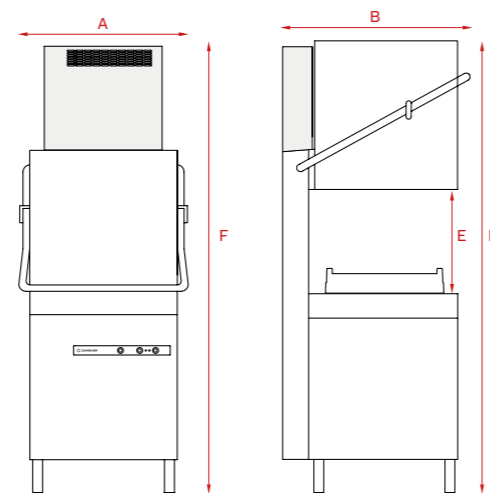
SPACE SAVING

CRC2 footprint is the same as the overall size of the unit. No need for additional space in your ware washing area! 625x740x1894(F) mm!

RC 07



RC 07 CRC2



CONTATTI

Comenda Ali Group

Via Galileo Galilei 8
20051 Cassina de' Pecchi (MI)
Italia

T +39 02 952281

sales@comenda.eu

www.comendaredline.com



Azienda con sistema di gestione qualità/ambiente certificato
secondo le norme ISO9001 e ISO14001:2015.

*Comenda complies with ISO9001 quality management system
and ISO14001:2015 environmental management system.*

Cod. 90069710522 - Con riserva di variazione delle caratteristiche tecniche. Foto non vincolanti.





an Ali Group Company



The Spirit of Excellence